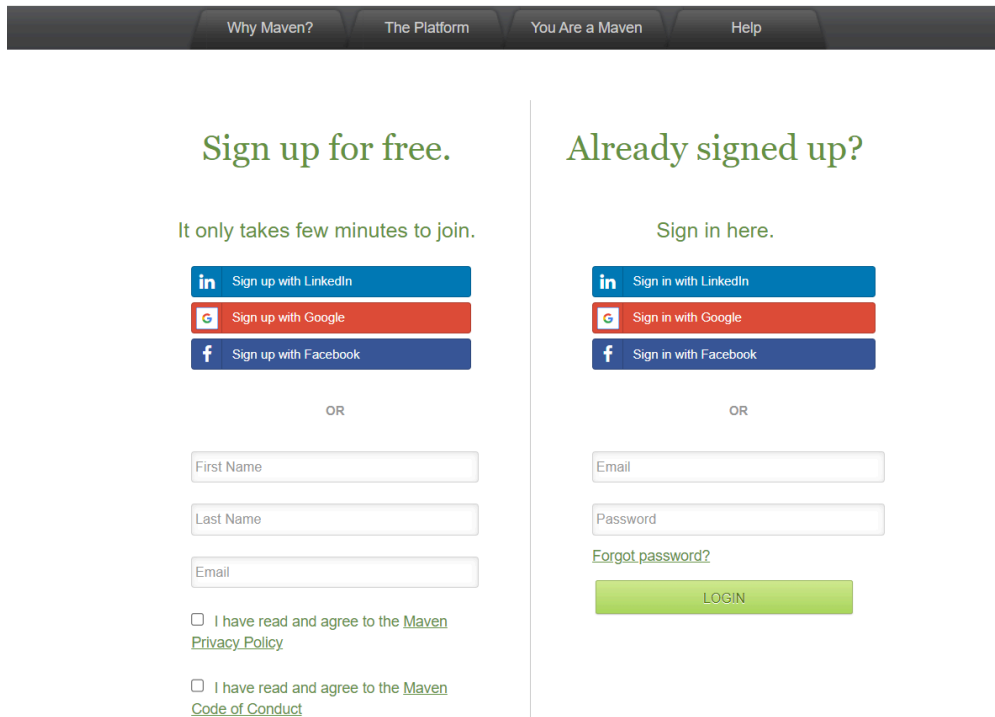


Step-by-Step Guide | Inviting Colleagues & Friends to Join Maven

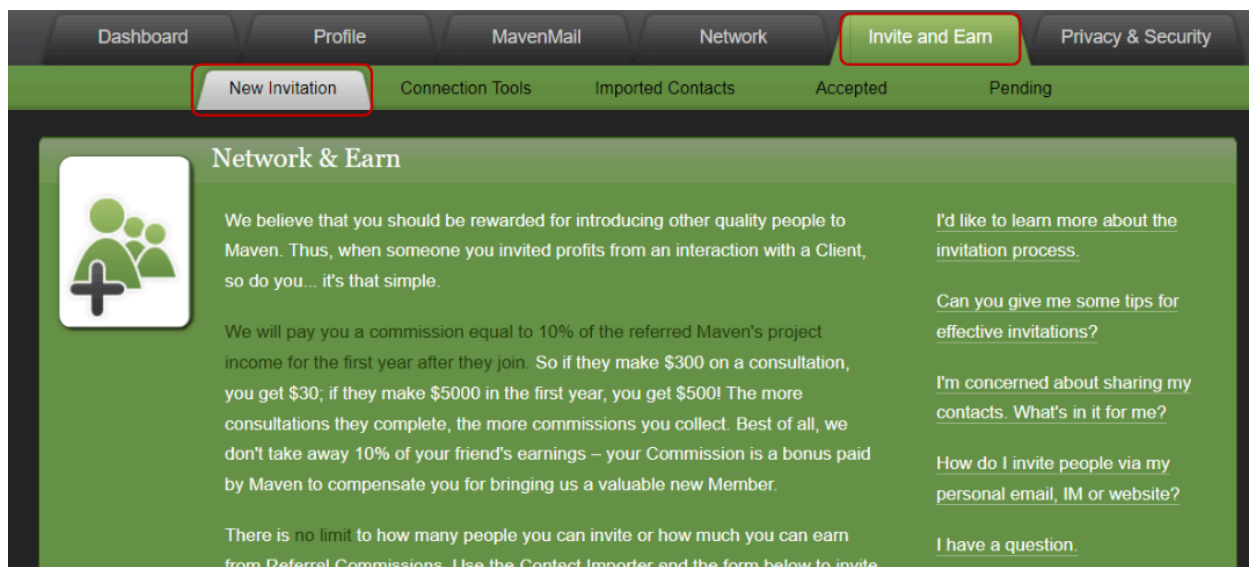
You can easily invite colleagues and friends to join Maven by following these simple steps.

1. Log into your Maven account or create an account if you don't already have one. [Welcome to Maven](#) (Maven.co).



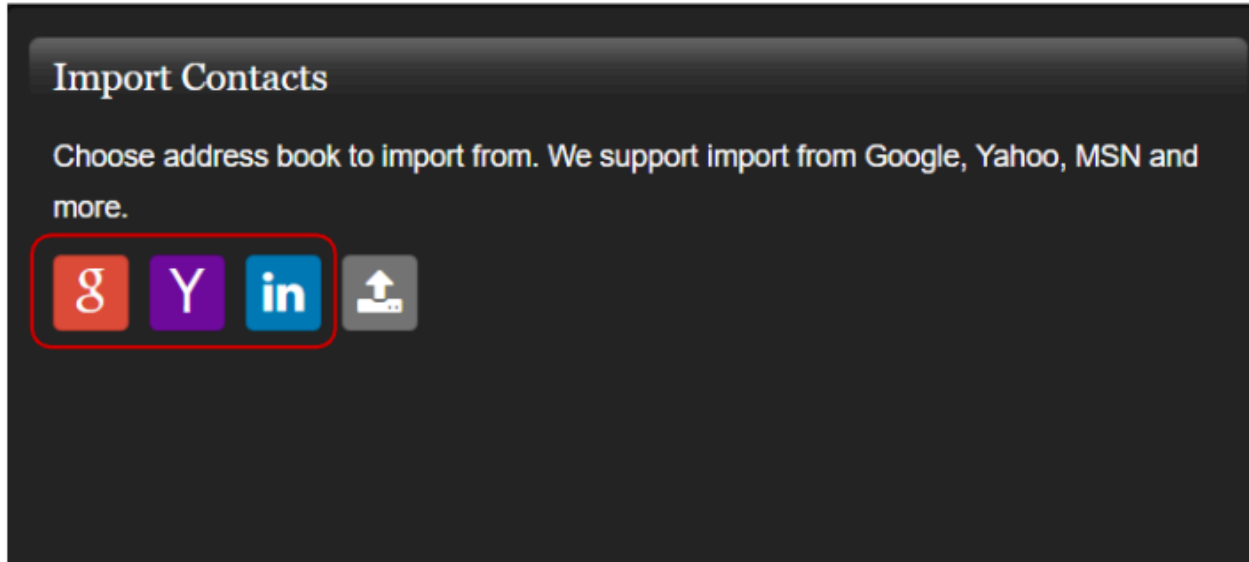
The screenshot shows the Maven website's sign-up and sign-in interface. At the top, there is a navigation bar with links: "Why Maven?", "The Platform", "You Are a Maven", and "Help". The main content is split into two columns. The left column is titled "Sign up for free." and includes the text "It only takes few minutes to join." Below this are three social media sign-up buttons: "Sign up with LinkedIn", "Sign up with Google", and "Sign up with Facebook". Below these is an "OR" separator, followed by three text input fields for "First Name", "Last Name", and "Email". At the bottom of this column are two checkboxes: "I have read and agree to the [Maven Privacy Policy](#)" and "I have read and agree to the [Maven Code of Conduct](#)". The right column is titled "Already signed up?" and includes the text "Sign in here." Below this are three social media sign-in buttons: "Sign in with LinkedIn", "Sign in with Google", and "Sign in with Facebook". Below these is an "OR" separator, followed by two text input fields for "Email" and "Password". Below the password field is a link for "Forgot password?". At the bottom of this column is a green "LOGIN" button.

2. Click on the Invite & Earn tab, then New Invitation sub-tab.

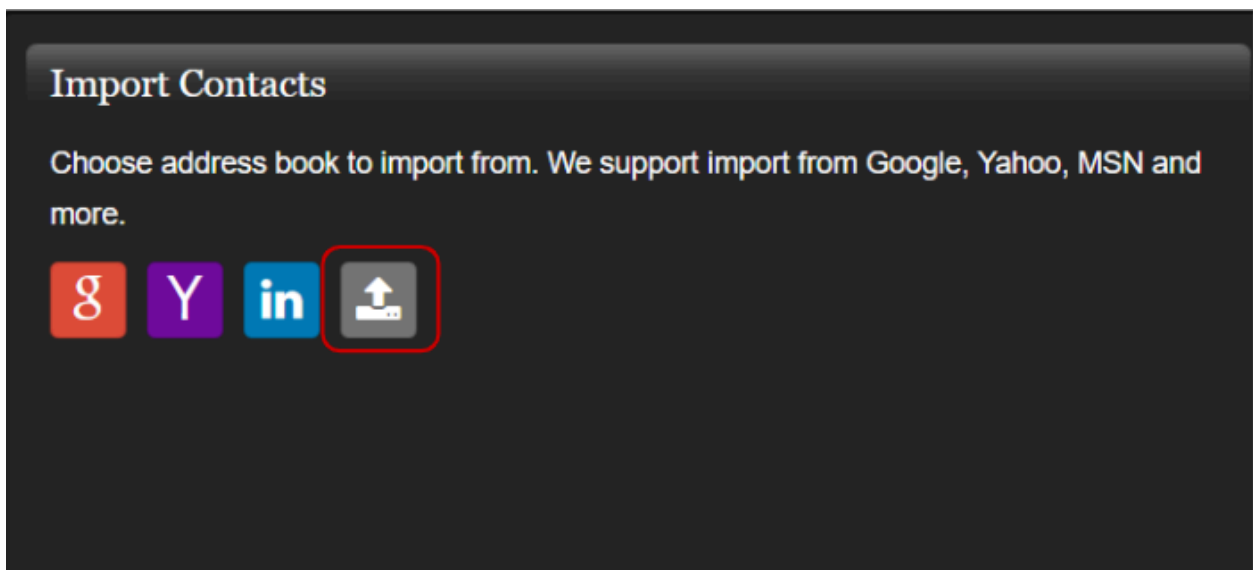


The screenshot shows the "Invite and Earn" page in the Maven user interface. The top navigation bar includes "Dashboard", "Profile", "MavenMail", "Network", "Invite and Earn" (highlighted with a red box), and "Privacy & Security". Below this is a sub-navigation bar with "New Invitation" (highlighted with a red box), "Connection Tools", "Imported Contacts", "Accepted", and "Pending". The main content area is titled "Network & Earn" and features a green background. On the left is an icon of three people with a plus sign. The text explains the referral program: "We believe that you should be rewarded for introducing other quality people to Maven. Thus, when someone you invited profits from an interaction with a Client, so do you... it's that simple." It details the commission: "We will pay you a commission equal to 10% of the referred Maven's project income for the first year after they join. So if they make \$300 on a consultation, you get \$30; if they make \$5000 in the first year, you get \$500! The more consultations they complete, the more commissions you collect. Best of all, we don't take away 10% of your friend's earnings – your Commission is a bonus paid by Maven to compensate you for bringing us a valuable new Member." It also states: "There is no limit to how many people you can invite or how much you can earn from Referral Commissions. Use the Contact Importer and the form below to invite". On the right side, there are several links for more information: "I'd like to learn more about the invitation process.", "Can you give me some tips for effective invitations?", "I'm concerned about sharing my contacts. What's in it for me?", "How do I invite people via my personal email, IM or website?", and "I have a question."

3. Scroll down to see the various methods for inviting others to join Maven.
4. Method one is to **Import Contacts**.
 - a. Choose one of the supported apps to import contacts - Google, Yahoo, and LinkedIn. Follow the specific steps provided by the app you have chosen to import contacts.



- b. Or, choose to upload your contacts file by selecting the arrow icon below. Click on Choose File to select your supported file type. Then, click "Upload".



Import Contacts

Choose File No file chosen

Supported file formats: CSV, LDIF, vCard. The maximum file size is 10Mb.

Please ensure your contacts file includes the 'name' and 'email' columns (for CSV format).

Cancel Upload

Import Contacts

Choose File No file chosen

Supported file formats: CSV, LDIF, vCard. The maximum file size is 10Mb.

Please ensure your contacts file includes the 'name' and 'email' columns (for CSV format).

Cancel Upload

5. Method two is to **Enter Contacts Manually**.
 - a. Enter First Name, Last Name and Email Address in the boxes provided.
 - b. Upon entering the information, the contact will automatically be selected for Invite as designated by the green box under the Invite column.
 - c. Continue manually adding contacts, as needed.

Enter Contacts Manually

INVITE	FIRST NAME	LAST NAME	EMAIL ADDRESS
<input type="checkbox"/>	John	Smith	
<input type="checkbox"/>			
<input type="checkbox"/>			
<input type="checkbox"/>			
<input type="checkbox"/>			

Invite [ALL](#) / [NONE](#)

6. Once you have the contacts **Imported** or **Manually Entered**, you are ready to Preview and Send Invitations. Click the Preview and Send button to proceed.

Enter Contacts Manually

INVITE	FIRST NAME	LAST NAME	EMAIL ADDRESS
<input type="checkbox"/>	John	Smith	jsmith@xxx.com
<input type="checkbox"/>			
<input type="checkbox"/>			
<input type="checkbox"/>			
<input type="checkbox"/>			

Invite [ALL](#) / [NONE](#)

[Preview and Send](#)

7. Preview your Invitation before sending.

From: [REDACTED]

To: [REDACTED]



Hi,

Your knowledge and expertise have value! I am inviting you to become a Maven Consultant and get paid for what you know. It's a simple way to earn extra income with unmatched freedom and flexibility. Plus, it's free to join and create an account. Let me walk you through how it works.

- **First, what is Maven?** Maven is a global microconsulting network. They connect professionals like you with companies seeking expertise. Best of all, Maven's massive list of potential clients spans virtually every industry worldwide.
- **How does microconsulting work?** As a Maven Consultant, you can showcase your skills and capture new engagements via an easy-to-use platform that connects you with potential clients. You set your hourly rate and are flexible to consult based on your own schedule.
- **Why should I join Maven?** Here are the [Top 4 Reasons](#) why professionals, just like you, are joining Maven today:

**Make Extra Income**

Get paid for sharing your well-earned expertise.

**Hone Your Expertise**

Gain experience while solving crucial client problems.

8. Scroll down and click the **Send Invitation** button at the bottom of the page.

[Become a Maven Consultant - Create Your Free Account Now](#)

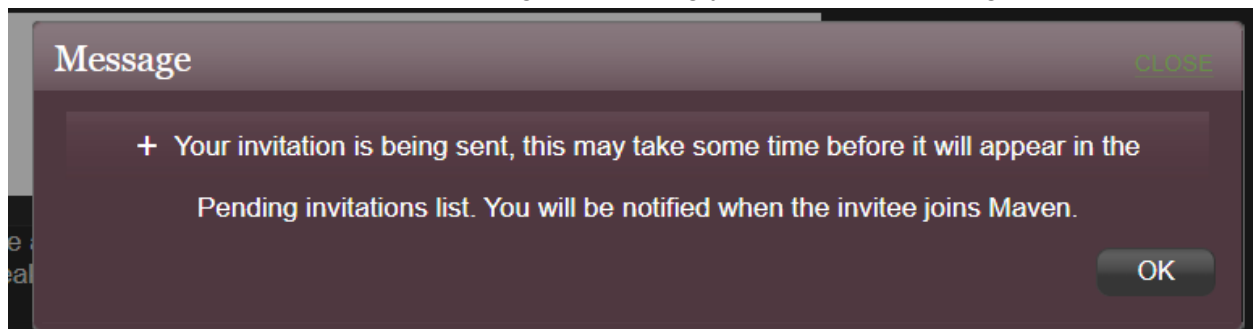
Interested in understanding more about being a Maven Consultant?

Learn how to get paid to share your expertise, hear from real Maven consultants, and see the Who's Who of Industry Leaders you could be working with as a consultant.

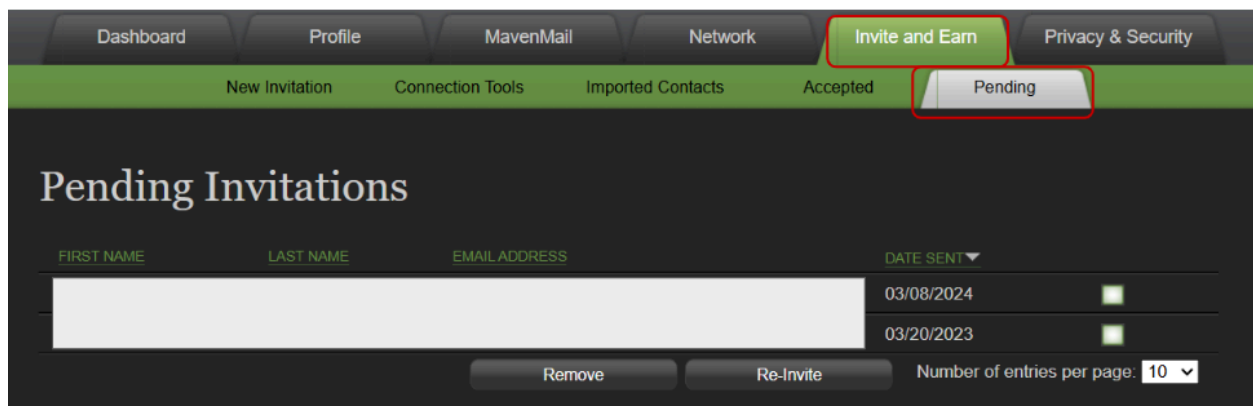
[Learn More](#)

[Send 1 Invitation](#)

9. You will receive a pop-up message box stating your invitation is being sent.



10. To view all your pending invitations, go back to the Invite & Earn tab, then Pending sub-tab.



11. Congratulations! You have successfully invited your contacts to join Maven.